


PHP Jump Start

abelski

The Internet



The Web

server



client



Image by jscreationzs

The Web



HTML

```
<h2>BMI Calculator Demo</h2>
<form action=bmicalc.php method=get>
weight (kg) <input type=text name=weight />
<br>
height (cm) <input type=text name=height />
<br>
<input type=submit />
</form>
```

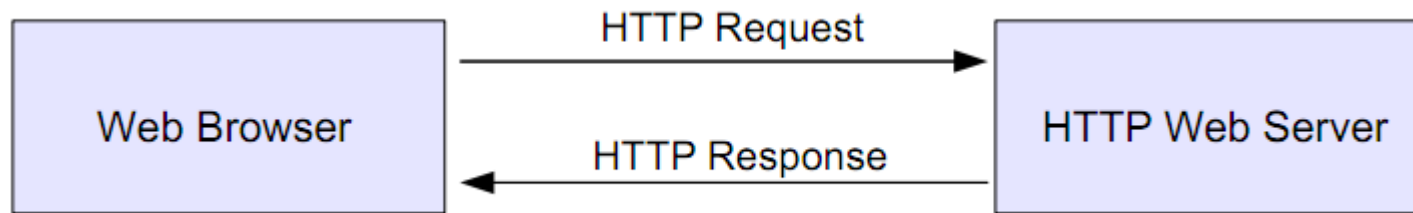
PHP

```
<?php
$height = trim($_GET['height']) / 100;
$weight = trim($_GET['weight']);
$bmi = $weight / ($height*$height);
echo "Your BMI is ".$bmi;
?>
```

Java Script

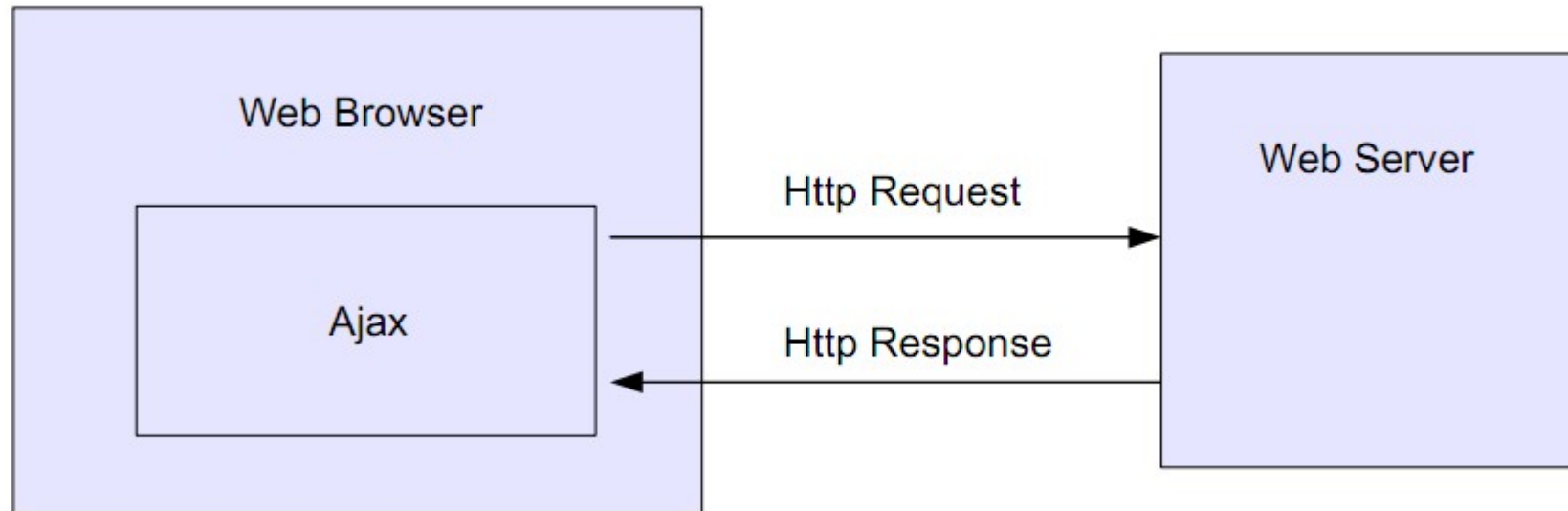
```
<script language="JavaScript">
function calc()
{
    var weight = parseInt(document.myform.weight.value,10);
    var height = parseInt(document.myform.height.value,10)/100;
    var bmi = weight / (height*height);
    document.myform.result.value = bmi;
}
</script>
<form name="myform">
weight (kg) <input type="text" name="weight"/>
<br>
height (cm) <input type="text" name="height"/>
<br><input type="button" value="calculate" onClick="calc()"/>
<input type="text" name="result"/>
</form>
```

Ajax



Classic Website

Ajax



Asynchronous Java Script and XML

HTML 5



off line storage
location
graphics
input validation
...

jQuery Mobile

The jQuery Mobile is a Java Script library that allows us to develop user interface that looks and feels like the user interface we find in applications for mobile telephones.



www.jquerymobile.com

jQuery Mobile

The screenshot shows the jQuery Mobile website in a browser window. The browser's address bar displays 'jquerymobile.com'. The website's navigation menu includes 'jQuery', 'UI', 'Mobile', 'Meetups', 'Forum', 'Events', 'About', and 'Donate'. Below this, a secondary menu features 'Docs', 'Download', 'Platforms', 'Themes', 'Resources', 'Forum', and 'Blog'. The main content area is titled 'jQuery Mobile: Touch-Optimized Web Framework for Smartphones & Tablets'. A yellow banner at the top left of the content area reads 'JQUERY MOBILE 1.0 FINAL RELEASED!'. The text below describes the framework as a unified, HTML5-based user interface system for all popular mobile device platforms, built on the rock-solid jQuery and jQuery UI foundation. It highlights features like progressive enhancement and a flexible, easily themeable design. To the right of the text, there are images of a tablet and two smartphones displaying the jQuery Mobile interface. At the bottom of the content area, the text 'Project Goals and Strategy' and 'Seriously cross-platform & cross-device' is visible. The browser's taskbar at the bottom shows various application icons and the system clock indicating 7:07 PM on 12/3/2011.

JQUERY MOBILE 1.0 FINAL RELEASED!

jQuery Mobile: Touch-Optimized Web Framework for Smartphones & Tablets

A unified, HTML5-based user interface system for all popular mobile device platforms, built on the rock-solid jQuery and jQuery UI foundation. Its lightweight code is built with progressive enhancement, and has a flexible, easily themeable design. [1.0 Final Release Notes](#)

Project Goals and Strategy

Seriously cross-platform & cross-device

jQuery Mobile

```
<link rel="stylesheet" href=
"http://code.jquery.com/mobile/1.0/jquery.mobile-1.0.min.css"/>
<script src="http://code.jquery.com/jquery-1.6.4.min.js">
</script>
<script src="
http://code.jquery.com/mobile/1.0/jquery.mobile-1.0.min.js">
</script>

<div data-role="page" id="home">

<div data-role="header" data-position="fixed">
<h1>BMI Calculator</h1>
</div>
```

jQuery Mobile

```
<div data-role="content">  
<form action=bmicalc.php method=get target=_blank>  
weight (kg) <input type=text name=weight />  
<br>  
height (cm) <input type=text name=height />  
<br>  
<input type=submit value="press here" data-inline="true"/>  
</form>  
</div>
```

```
<div data-role="footer" data-position="fixed">  
<h3>abelski.com</h3>  
</div>
```

```
</div>
```

Phone Gap

The Phone Gap library allows us to develop an application for mobile telephones that renders web content (HTML, JavaScript etc.) and uses the mobile telephone capabilities.



Phone**Gap**

www.phonegap.com

Phone Gap


The screenshot shows the PhoneGap website homepage. The browser's address bar displays 'phonegap.com'. The navigation menu includes 'About', 'Developers', 'Community', 'Support', and a 'Download PhoneGap 1.2.0' button. The main content area features the headline 'THE ONLY OPEN SOURCE MOBILE FRAMEWORK THAT SUPPORTS 7 PLATFORMS' next to a diagram illustrating the workflow: 'Single Code Base' (represented by code files) leads to 'PhoneGap' (represented by a cube), which then leads to 'Deploy to Multiple Platforms' (represented by mobile devices). Below this, a paragraph explains that PhoneGap is an HTML5 app platform for creating native applications with web technologies like HTML and JavaScript, and provides a link to 'Learn More'. A horizontal menu below the main content lists various resources: 'Nitobi Acquired' (with Adobe logo), 'PhoneGap Book', 'PhoneGap 1.2', 'PhoneGap Build', 'PhoneGap + DW', and 'PhoneGap Shop'. The lower section of the page promotes the 'PhoneGap Beginner's Guide!', written by Andrew Lunny, and includes a 'Learn More' button. The footer contains social media icons for Facebook, Twitter, and RSS, along with links for 'Case Studies', 'Blog', 'FAQs', and 'Contact'. The Windows taskbar at the bottom shows the system tray with the date '12/3/2011' and time '7:09 PM'.

Chrome OS Applications


The Chrome web browser is just the beginning.

Laptops and tablets based on the Chrome OS are already been sold in google dedicated store located in London.

Chrome OS Applications



Chrome OS Applications



The Next Steps

You can find free online courses available on-line at www.abelski.com.

You can find a free eBook that includes texts and video clips at www.phpbook.co.il.

PHP Cross Platform Web Applications

The most up-to-date course currently available.

The course is delivered in HIT. You can find more info at <http://www.xperato.com/hit/hitphp.html>.

Thanks:)

Blog: www.LifeMichael.com

eMail: Haim.Michael@gmail.com